

## LARGE DIGITAL LED COUNTERS & RATE DISPLAYS

Our Large Digital LED Counters and Rate Displays will accept standard input signals, contact closure, 24Vdc, NPN, PNP, Quadrature and are available from 2 to 12 digits in heights from 2.3"-18". UP or DOWN, BATCH or TOTALISING count, single line or multiline, IP55 or IP65 ( NEMA 13 or NEMA 4 ).



### WIDE VARIETY OF INDUSTRIAL INPUT SIGNALS

Contact Closure, 24Vdc, NPN,  
PNP, Quadrature

### INDOOR or OUTDOOR USE

Count Range from 2 digits to 12 Digits

High Brightness LEDs

# LARGE DIGITAL LED COUNTERS & RATE DISPLAYS

## GENERAL OVERVIEW – LED DIGITAL COUNTERS

These robust Digital LED Counters and Rate Displays are available with as few as 2 digits to as many as 12 LED digits in single line or multi line format.

They will accept all INDUSTRY STANDARD INPUTS

Contact Closure  
24Vdc from a PLC  
NPN  
PNP  
Quadrature

They are suitable for INDOOR or OUTDOOR applications with the appropriate IP and NEMA rating cases.

## MAX COUNT SPEED

- 3KHz

## UP or DOWN COUNTING ( Single Line )

### UP COUNTING

The Large Digit LED COUNTERS are also called TOTALISERS, where from an input signal they will count UP either to the maximum range of the counter, or they can be programmed to STOP at a predetermined value and provide an output via a Relay, for example, to start another related operation. The Large LED Counter can continue to count up after that event or it can be RESET.

### DOWN COUNTING

This type of Large Digit LED COUNTER is also called a BATCH COUNTER, whereby a preset value is entered and then the counter is activated by input signal to count down from this value to ZERO or another preset value.

## UP or DOWN COUNTING ( Dual Line or Multiline ) LED DISPLAYS

Like the SINGLE line UP or DOWN Counters, a typical dual line counter provides two visual lines of information at all times –

TARGET      X X X X  
 ACTUAL      X X X X

Here a TARGET ( Goal ) figure is entered ( for what is wanted ) and the ACTUAL figure is what is actually happening.

Sometimes a THIRD LINE is required to show TIME taken to achieve the TARGET.

**There are many options open to individual application needs.**



## UP / DOWN COUNTING ( ADD & SUBTRACT ) LED DISPLAYS

Standard feature on all Counters

## INPUTS / MULTI CHANNEL LED DISPLAYS

Standard 1 input but up 5 Input channels may be ordered

## RATE LED DIGITAL DISPLAYS ( Speed )

Used extensively to display **LINE SPEED** in engineering units per Hour, Minute or Seconds via typically PNP inputs, or any other device where **SPEED** is a concern. **The maximum RATE / COUNT SPEED is 3KHz.**

Refresh option is available and the refresh time should be stated when ordering

**Example :** The display will count input pulses for a minute and display that figure for a minute and then refresh the display after a minute to display the last minute run. These figures can be varied.

Most applications would only require 4 or 5 digits and a decimal point is available.



## FASCIA LEGENDS / SYMBOLS

Any Legend can be factory fitted to depict your COUNT or RATE engineering unit.

**NO EXTRA CHARGE IS MADE FOR THIS**

Please advise what Legend you require at the time of ordering

## MOUNTING OPTIONS OF LARGE DIGIT COUNTERS & RATE DISPLAYS

### PANEL MOUNT CASE

Limited to the 2.3" (58mm) and 4.0" (102mm) high digits, these panel mount displays can be used Indoors or Outdoors. This applies up to 6 digits for the 2.3" and 4.0".

#### CASE H ( height ) and L ( length )

##### 3 Digit LED Display Panel Cut Out

2.3" – H103 x L191mm + 53mm for legend

4.0" – H158 x L311mm + 92mm for legend

##### 4 Digit LED Display Panel Cut Out

2.3" – H103 x L244mm + 53mm for legend

4.0" – H158 x L403mm + 92mm for legend

##### 5 Digit LED Display Panel Cut Out

2.3" – H103 x L297mm + 53mm for legend

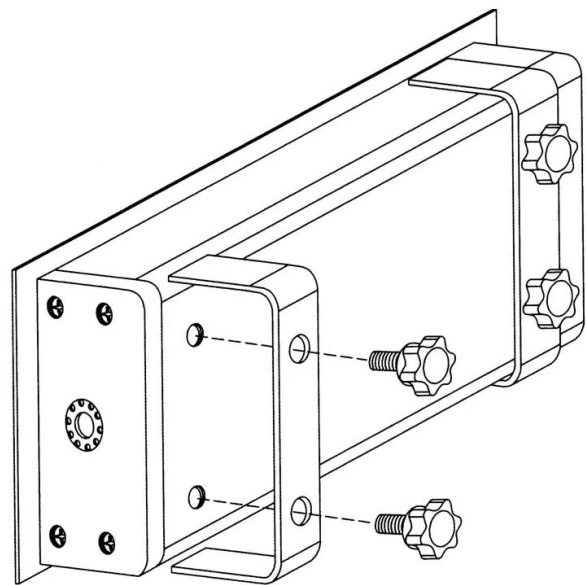
4.0" – H158 x L495mm + 92mm for legend

##### 6 Digit LED Display Panel Cut Out

2.3" – H103 x L350mm + 53mm for legend

4.0" – H158 x L587mm + 92mm for legend

Add 10 mm to H x L for facias for all



PANEL MOUNTING CASE

## SUSPENSION MOUNT

(Chains for Ceiling or Gantry **not supplied**)

Popular for DOUBLE SIDED DISPLAYS.



## WALL MOUNTING

Wall mounting cases are supplied with adjustable side brackets with a ‘ TILT ‘ facility

**OVERALL CASE DIMENSIONS in millimeters ( without brackets ) FOR 2.3”, 4.0”, 6.0”.** Please consult sales office for larger height digits.

### CASE H ( height ) and L ( length )

#### 2.3” ( 58mm ) digit height

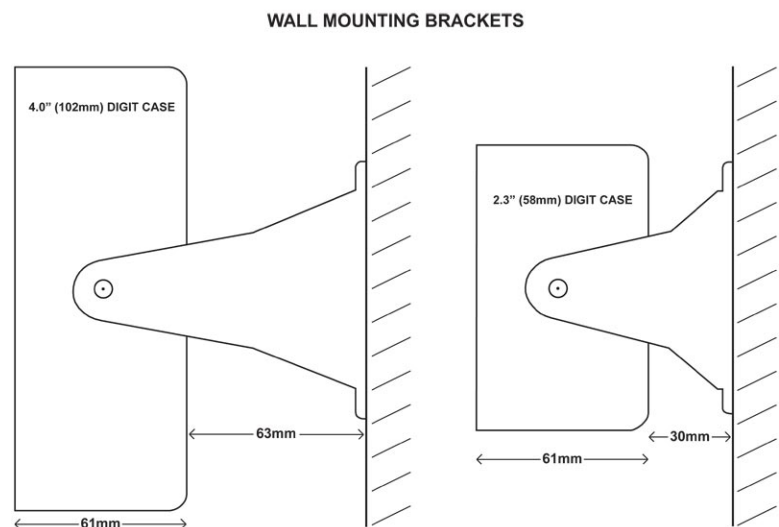
2 Digit	H100 x L151 x D61
3 Digit	H100 x L198 x D61
4 Digit	H100 x L251 x D61
5 Digit	H100 x L304 x D61
6 Digit	H100 x L357 x D61
8 Digit	H100 x L463 x D61

#### 4.0” ( 102mm ) digit height

2 Digit	H155 x L226 x D61
3 Digit	H155 x L318 x D61
4 Digit	H155 x L410 x D61
5 Digit	H155 x L502 x D61
6 Digit	H155 x L594 x D61
8 Digit	H155 x L778 x D61

#### 6.0” ( 160mm ) digit height

2 Digit	H240 x L350 x D95
3 Digit	H240 x L460 x D95
4 Digit	H240 x L650 x D95
5 Digit	H240 x L800 x D95





## LARGE DIGIT HEIGHT OPTIONS

Height LED Digit options 2.3" (58mm) 4" (102mm) 6" (152mm) 8" (203mm) 12" (305mm)  
14" (355mm) 16" (405mm) 18" (457mm)

### LED DISPLAY VIEWING DISTANCES

The viewing distances shown below are true to the LED manufacturers specifications and will give **CLEAR UNAMBIGUOUS READING – They are NOT to be taken as Maximum distances.**

**Eye sight differs from person to person, we have given a fair distance for consideration.**

#### DIGIT HEIGHTS

**Actual**  
2.3" (58mm)  
4" (102mm)  
6" (150mm)  
8" (203mm)  
12" (305mm)  
14" (355mm)  
16" (400mm)  
18" (457 mm)

#### VIEWING DISTANCES

**Guide Only**  
15 meters / 50 feet  
35 meters / 115 feet  
55 meters / 180 feet  
75 meters / 246 feet  
115 meters / 377 feet  
135 meters / 442 feet  
155 meters / 508 feet  
170 metres / 557 feet

### IP / NEMA ( USA ) ENVIRONMENT PROTECTION RATINGS

All our displays are IP54 / NEMA 13 and IP65 / NEMA 4 rated.

### DAYLIGHT VIEWING LED – HIGH BRIGHTNESS

Hi brightness LEDS are used for all OUTDOOR applications but in situations of murky INDOOR atmospheres/environments these can also be fitted to ensure visibility at all times.







### POWER SUPPLY OPTIONS

95~265Vac  
24Vdc  
12Vdc



# GENERAL SPECIFICATIONS OF LARGE DIGITAL LED COUNTERS & RATE DISPLAYS

## LED COLORS AVAILABLE

- 2.3" (58mm)  or 
- 4.0" (102mm)  or 
- 4.0" (102mm)  /  Color change at presets

## LAST DIGIT ROUND UP ( RATE DISPLAYS ONLY )

Programmable 5, 10

## DECIMAL POINT POSITIONING ( RATE DISPLAYS ONLY )

1, 2, 3, 4 places depending on scale range

## ENVIRONMENTAL OPERATING CONDITIONS

-10 ~ 45 °C / 14 ~ 113 °F

## HERE IS OUR FULL RANGE OF LARGE DIGITAL LED DISPLAYS

### A to D (Analogue to Digital) Displays

Our LED Digital A to D Displays accept all standard industrial input signals Voltage and Current and all are scalable.

These LED displays will display any engineering units with decimal point position programmable.

### Timers and Totalisers

All Timers have a Time base in Hours, Minutes, Seconds and combinations. Long Range Timers with Years, Weeks and Days are also available.

Typical functions are UP or DOWN timing, Totalising or Batch timing, TAKT timing, Repeat Cycle, One-Shot output.

### Temperature and Humidity Displays

These Large Digital LED Displays combine Temperature and Humidity on two separate displays in a single case with an integral 4~20mA dual input sensor or a dual 0-10Vdc input signal.

### Counters and Rate Displays

Our LED Digital Counters will accept standard input signals, contact closure, 24Vdc, NPN, PNP, Quadrature.

UP or DOWN, BATCH or TOTALISING count, single line or multiline.

### Industrial Temperature Displays

These displays accept Industry Standard Thermocouple Inputs and 2/3 wire PT100/RTD sensors. With a wide range of Temperature scale ranges in °C or °F.